



S. R. RAMESH & CO.
CHARTERED ACCOUNTANTS

INDEPENDENT AUDITOR'S REPORT

To the Members of ANTHEM BIO PHARMA PRIVATE LIMITED

Report on the Audit of the Standalone Financial Statements

Opinion

We have audited the financial statements of ANTHEM BIO PHARMA PRIVATE LIMITED ("the Company"), which comprise the balance sheet as at 31st March 2024, and the statement of Profit and Loss for the year then ended, and notes to the financial statements, including a summary of significant accounting policies and other explanatory information.

In our opinion and to the best of our information and according to the explanations given to us, the aforesaid financial statements give the information required by the Companies Act, 2013 in the manner so required and give a true and fair view in conformity with the accounting principles generally accepted in India, of the state of affairs of the Company as at March 31, 2024, and its financial performance for the year ended on that date.

Basis for Opinion

We conducted our audit in accordance with the Standards on Auditing (SAs) specified under section 143(10) of the Companies Act, 2013. Our responsibilities under those Standards are further described in the Auditor's Responsibilities for the Audit of the Financial Statements section of our report. We are independent of the Company in accordance with the Code of Ethics issued by the Institute of Chartered Accountants of India together with the ethical requirements that are relevant to our audit of the financial statements under the provisions of the Companies Act, 2013 and the Rules thereunder, and we have fulfilled our other ethical responsibilities in accordance with these requirements and the Code of Ethics. We believe that the audit evidence we have obtained is sufficient and appropriate to provide a basis for our opinion.

Material Uncertainty Related to Going Concern

We draw attention to Note No: 35 in the Notes to the financial statements:

The company has accumulated loss and its net worth has been fully eroded. Further the company has incurred net loss of Rs.5940 (in 000) during the current period and the company's current liabilities exceeded its current assets. This indicates existence of material uncertainty which may cast significant doubt on companies' ability to continue as a going concern. However the management has adopted going concern basis of preparation on the basis that the holding company & Promoters will provide necessary financial support to enable it to realize its asset and discharge its liabilities as and when due.

Our opinion is not qualified in respect of these matters

Information other than the Financial Statements and Auditors' Report thereon

The Company's management and Board of Directors are responsible for the other information. The other information comprises the information included in the Company's annual report, but does not include the financial statements and our auditors' report thereon.

Our opinion on the financial statements does not cover the other information and we do not express any form of assurance conclusion thereon.

In connection with our audit of the financial statements, our responsibility is to read the other information and, in doing so, consider whether the other information is materially inconsistent with the financial statements or our knowledge obtained in the audit, or otherwise appears to be materially misstated.

If, based on the work we have performed on the other information obtained prior to the date of this auditor's report, we conclude that there is a material misstatement of this other information, we are required to report that fact. We have nothing to report in this regard.

Responsibilities of Management for the Standalone Financial Statements

The Company's Board of Directors is responsible for the matters stated in section 134(5) of the Companies Act, 2013 ("the Act") with respect to the preparation of these standalone financial statements that give a true and fair view of the financial position and financial performance in accordance with the accounting principles generally accepted in India, including the accounting Standards specified under section 133 of the Act. This responsibility also includes maintenance of adequate accounting records in accordance with the provisions of the Act for safeguarding of the assets of the Company and for preventing and detecting frauds and other irregularities; selection and application of appropriate accounting policies; making judgments and estimates that are reasonable and prudent; and design, implementation and maintenance of adequate internal financial controls, that were operating effectively for ensuring the accuracy and completeness of the



accounting records, relevant to the preparation and presentation of the financial statements that give a true and fair view and are free from material misstatement, whether due to fraud or error.

In preparing the financial statements, management is responsible for assessing the Company's ability to continue as a going concern, disclosing, as applicable, matters related to going concern and using the going concern basis of accounting unless management either intends to liquidate the Company or to cease operations, or has no realistic alternative but to do so.

Auditor's Responsibilities for the Audit of the Financial Statements

Our objectives are to obtain reasonable assurance about whether the financial statements as a whole are free from material misstatement, whether due to fraud or error, and to issue an auditor's report that includes our opinion.

Reasonable assurance is a high level of assurance, but is not a guarantee that an audit conducted in accordance with SAs will always detect a material misstatement when it exists. Misstatements can arise from fraud or error and are considered material if, individually or in the aggregate, they could reasonably be expected to influence the economic decisions of users taken on the basis of these financial statements.

As part of an audit in accordance with SAs, we exercise professional judgment and maintain professional scepticism throughout the audit. We also:

- Identify and assess the risks of material misstatement of the financial statements, whether due to fraud or error, design and perform audit procedures responsive to those risks, and obtain audit evidence that is sufficient and appropriate to provide a basis for our opinion. The risk of not detecting a material misstatement resulting from fraud is higher than for one resulting from error, as fraud may involve collusion, forgery, intentional omissions, misrepresentations, or the override of internal control.
- Obtain an understanding of internal control relevant to the audit in order to design audit procedures that are appropriate in the circumstances.

- Evaluate the appropriateness of accounting policies used and the reasonableness of accounting estimates and related disclosures made by management.
- Conclude on the appropriateness of management's use of the going concern basis of accounting and, based on the audit evidence obtained, whether a material uncertainty exists related to events or conditions that may cast significant doubt on the Company's ability to continue as a going concern. If we conclude that a material uncertainty exists, we are required to draw attention in our auditor's report to the related disclosures in the financial statements or, if such disclosures are inadequate, to modify our opinion. Our conclusions are based on the audit evidence obtained up to the date of our auditor's report. However, future events or conditions may cause the Company to cease to continue as a going concern.
- Evaluate the overall presentation, structure and content of the financial statements, including the disclosures, and whether the financial statements represent the underlying transactions and events in a manner that achieves fair presentation.

We communicate with those charged with governance regarding, among other matters, the planned scope and timing of the audit and significant audit findings, including any significant deficiencies in internal control that we identify during our audit.

We also provide those charged with governance with a statement that we have complied with relevant ethical requirements regarding independence, and to communicate with them all relationships and other matters that may reasonably be thought to bear on our independence, and where applicable, related safeguards.

Report on Other Legal and Regulatory Requirements

- 1) The report does not include a statement as required by the Companies (Auditors Report) order, 2020 ("Order") issued by the central Government of India in terms of sub section (11) of section 143 of the act, since in our opinion and according to the information and explanation given to us, the said order is not applicable to the company
- 2) As required by Section 143(3) of the Act, we report that:
 - 1) We have sought and obtained all the information and explanations which to the best of our knowledge and belief were necessary for the purposes of our audit.
 - 2) In our opinion, proper books of account as required by law have been kept by the Company so far as it appears from our examination of those books.
 - 3) The Balance Sheet, the Statement of Profit and Loss dealt with by this Report are in agreement with the books of account.



S. R. RAMESH & CO.
CHARTERED ACCOUNTANTS

- 4) In our opinion, the aforesaid standalone financial statements comply with the Accounting Standards specified under Section 133 of the Act, read with Rule 7 of the Companies (Accounts) Rules, 2014.
- 5) On the basis of the written representations received from the directors as on 31st March, 2024 taken on record by the Board of Directors, none of the directors is disqualified as on 31st March, 2024 from being appointed as a director in terms of Section 164 (2) of the Act.
- 6) With respect to the adequacy of the internal financial controls with reference to financial statements of the Company and the operating effectiveness of such controls, the company is exempt from getting an audit opinion on Internal financial control.
- 7) With respect to the other matters to be included in the Auditor's Report in accordance with Rule 11 of the Companies (Audit and Auditors) Rules, 2014, in our opinion and to the best of our information and according to the explanations given to us:
 - i. The Company does not have any pending litigations which would impact its financial position
 - ii. The Company did not have any long term contracts including derivative contracts for which there were any material foreseeable losses
 - iii. There were no amounts which were required to be transferred to the Investor Education and Protection Fund by the Company.
 - iv. (a) The management has represented that, to the best of its knowledge and belief, other than as disclosed in the notes to the accounts, no funds have been advanced or loaned or invested (either from borrowed funds or share premium or any other sources or kind of funds) by the company to or in any other person(s) or entity(ies), including foreign entities ("Intermediaries"), with the understanding, whether recorded in writing or otherwise, that the Intermediary shall, whether, directly or indirectly lend or invest in other persons or entities identified in any manner whatsoever by or on behalf of the company ("Ultimate Beneficiaries") or provide any guarantee, security or the like on behalf of the Ultimate Beneficiaries;

(b) The management has represented, that, to the best of its knowledge and belief, other than as disclosed in the notes to the accounts, no funds have been received by the

company from any person(s) or entity(ies), including foreign entities ("Funding Parties"), with the understanding, whether recorded in writing or otherwise, that the company shall, whether, directly or indirectly, lend or invest in other persons or entities identified in any manner whatsoever by or on behalf of the Funding Party ("Ultimate Beneficiaries") or provide any guarantee, security or the like on behalf of the Ultimate Beneficiaries; and

(c) Based on audit procedures which we considered reasonable and appropriate in the circumstances, nothing has come to their notice that has caused them to believe that the representations under sub-clause (a) and (b) contain any material mis-statement.

- v) The company has not declared or paid any dividend during the year in contravention of the provisions of section 123 of the Companies Act, 2013.
- vi) With respect to the matter to be included in the Auditors' Report under Section 197(16) of the Act, in our opinion and according to the information and explanations given to us, the limit prescribed by section 197 for maximum permissible managerial remuneration is not applicable to a private limited company.
- vii) Proviso to Rule 3(1) of the Companies (Accounts) Rules, 2014 for maintaining books of account using accounting software which has a feature of recording audit trail (edit log) facility is applicable to the Company with effect from 1st April, 2024, and accordingly, reporting under Rule 11(g) of Companies (Audit and Auditors) Rules, 2014 is not applicable for the financial year ended March 31, 2024.

For S.R. RAMESH &Co

Chartered Accountants

FRN: 012603S



Name CA RAMESH S R
(Proprietor)

Membership No. : 206309

UDIN: 24206309BKCQKC3483

Place: Bengaluru

Date: September 5, 2024

ANTHEM BIO PHARMA PRIVATE LIMITED
CIN: U24232KA2009PTC051551
BALANCE SHEET AS AT MARCH 31, 2024


	Note	2024 Rs.In 000	2023 Rs.In 000
A EQUITY AND LIABILITIES			
Shareholders' Funds:			
Share Capital	3	1,930	1,930
Reserves & Surplus	4	(1,27,450)	(1,21,128)
Non Current Liabilities			
Long term borrowing	5	1,21,294	1,19,200
Deferred tax liabilities (net)	6	39	-
Long Term Provisions	7	14,291	14,007
Current Liabilities			
Short-term borrowings	8	62,247	28,004
Trade Payables	9	70,525	74,566
Other Current liabilities	10	31,208	17,414
Short-term provisions	11	11,677	11,097
TOTAL		1,85,761	1,45,090
APPLICATION OF FUNDS			
B ASSETS			
Non Current Assets			
Property, Plant & Equipment & Intangible assets			
Property, Plant & Equipment	12	1,401	1,809
Intangible Assets	13	208	115
Other Non Current Assets	14	533	333
Deferred tax liabilities (Asset)	15	-	929
Current Assets			
Inventories	16	52,216	43,151
Trade Receivables	17	1,13,675	88,295
Cash and cash equivalents	18	15,962	7,617
Short terms loans & advances	19	1,005	2,841
Other Current Assets	20	761	-
TOTAL		1,85,761	1,45,090

Significant Accounting Policies 1

The Schedules referred to above and the Notes thereon form an Integral part of the Accounts.


This Is the Balance Sheet referred to in our report of even date.

For S.R.Ramesh & Co
Chartered Accountants


S.R.Ramesh
 Proprietor
 Firm Registration No.0126035
 MM:206309
 UDIN: 24206309BKQKC3483

Place: Bengaluru
 Date: September 05,2024

For Anthem Bio Pharma Private Limited


Ajay Bhardwaj
 Director
 DIN:00333704

Place: Bengaluru
 Date: September 05,2024


Malay Jiban Barua
 Director
 DIN: 02324987

Place: Bengaluru
 Date: September 05,2024

ANTHEM BIO PHARMA PRIVATE LIMITED

CIN: U24232KA2009PTC051551

STATEMENT OF PROFIT AND LOSS ACCOUNT FOR THE YEAR ENDED MARCH 31, 2024

	Note	2024 Rs.in 000	2023 Rs.in 000
I. REVENUE			
Revenue from operations	21	4,30,873	3,53,475
Other Income	22		
Total Income		4,30,873	3,53,475
II EXPENSES			
Cost of Material Consumed	23	1,76,482	1,47,627
Employee Benefits	24	1,13,154	94,518
Financial Cost	25	10,294	7,736
Depreciation and amortisation of expenses	12	471	441
Other expenses	26	1,21,425	1,05,175
Total Expenses		4,21,826	3,55,497
III PROFIT BEFORE EXCEPTIONAL AND EXTRODINARY ITEMS	(I-II)	9,047	2,022
IV Exceptional/Extrodrinary Expenses			
PROFIT BEFORE TAX	(III-IV)	9,047	2,022
Tax Expenses			
Current tax		(14,022)	(13,929)
Deferred tax		(968)	6,454
PROFIT/(LOSS) FOR THE YEAR		(5,943)	(9,497)
Earning per share (In Rs.) (Equity Shares per value of Rs 10 each)			
Basic		(30.80)	(49.21)

Notes on Accounts

1

As per our report even date

For S.R.Ramesh & Co
Chartered AccountantsS.R.Ramesh
Proprietor
Firm Registration No.0126035
MM:206309
UDIN: 24206309BKCQKC3483

For Anthem Bio Pharma Private Limited

Ajay Bhardwaj
Director
DIN:00333704Malay Jiban Barua
Director
DIN: 02324987Place: Bengaluru
Date: September 05,2024Place: Bengaluru
Date: September 05,2024Place: Bengaluru
Date: September 05,2024

Schedule to the financial statements

SCHEDULE 1

NOTES TO THE FINANCIAL STATEMENTS

1. Background

Anthem Bio Pharma Private Limited ('Anthem Bio Pharma' or 'the Company') was incorporated on 19th November, 2009. The Company has commenced its operations from 19th November, 2009. The Company is a fully integrated Pharma and Biotechnology Indian firm that offers a 360 degree approach to the discovery, development and marketing of high quality healthcare products.

2. Significant Accounting Policies

i. Basis of preparation

The Financial statements have been prepared and presented under the historical cost convention on the accrual basis of accounting in accordance with the Generally Accepted Accounting Principles in India ('Indian GAAP') and to comply with the Accounting Standards Specified under Section 133 of the Companies Act, 2013 read with Rule 7 of the Companies (Accounts) Rule 2014 and the relevant provisions of the Companies Act, 2013 ("the 2013 Act").

ii. Use of estimates

The preparation of financial statements in conformity with generally accepted accounting principles requires management of the Company to make estimates and Assumptions that affect amounts of assets and liabilities and disclosure of contingent assets and liabilities at the date of the financial statements and the results of operations during the reporting periods. Although these estimates are based upon management's best knowledge of current events and actions, actual results could differ from those estimates. The significant estimates used by the management in the preparation of these financial statements include estimation of the economic lives of fixed assets. Any revision to accounting estimates is recognized prospectively in the current and future periods.

iii. Revenue recognition

Sales are net of returns, rebates, GST. Materials rejected/returned are accounted in the year of return/rejection.

Revenue from sale of goods is recognized when the significant risks and rewards of ownership has been transferred to the buyer, recovery of consideration is probable, the associated costs can be estimated reliably & the amount of revenue can be measured reliably

iv. Property, Plant and Equipment & Intangible Assets

Property, plant and equipment are stated at cost less accumulated depreciation and impairment losses. The cost of Property, plant and equipment comprises its purchase price and any other cost attributable to bringing such assets to its working condition and intended use. Advances paid towards acquisition of fixed assets before the financial year-end are classified as capital work in progress.

Property, plant and equipment represent a significant proportion of the asset base of Company. The charge in respect of periodic depreciation is derived after determining an estimate of an asset's expected useful life and the expected residual value at the end of its life. The useful lives and residual values of the Company's assets are determined by the management at the time the asset is acquired and reviewed periodically, including at each financial year end. The lives are based on historical experience with similar assets as well as anticipation of future events, which may impact their life, such as changes in technology.

Intangible Assets are recorded at the consideration paid for acquisition less accumulated amortization and accumulated impairment, if any. Intangible assets are amortized over their estimated useful life subject to a maximum period of 10 years on straight-line basis, commencing from the date the asset is available to the company for its use.

v. Depreciation

Depreciation is provided on SLM basis over the estimated economic useful life of the fixed assets in accordance with the Companies Act 2013. Useful life has been estimated in line with schedule II of the companies Act 2013. Depreciation on asset purchase or sold during the year is provided on prorata bases. The useful life of the assets is as follows

Description	Rate of Depreciation %
Computers	31.67
Furniture & fittings	09.5
Office equipment	
Mobile phone	31.67 (estimated by management)
Other Equipment	06.33
Vehicles	11.88
Software	31.67

Lease hold improvements are depreciated over the primary period of the lease.

vi. Impairment of assets

The Company assesses at each balance sheet date whether there is any indication that an asset may be impaired. If any such indication exists, the Company estimates the recoverable amount of the assets. If such recoverable amount of the assets or the recoverable amount of cash generating unit to which the asset belongs is less than its carrying amount, the carrying amount is reduced to its recoverable amount. The reduction is treated as an impairment loss and is recognized in the profit and loss account. If at the balance sheet date there is an indication that if a previously assessed impairment loss no longer exists, the recoverable amount is reassessed and the asset is reflected at the recoverable amount, subject to a maximum of depreciated historical cost.

vii. Operating Leases

Leases where the lessor effectively retains substantially all the risks and benefits of ownership of the leased term are classified as operating leases. Operating lease payments are recognized as expenses in the profit and loss account on a straight –line basis over the lease term.

viii. Taxes on income

Tax expenses comprise both current and deferred taxes.

Current tax

Provision is made for income tax under the tax payable method, based on the liability computed, after taking credit for allowances and exemptions. Minimum Alternative Tax ('MAT') paid in accordance with the tax laws which gives rise to the future economic benefits in the form of adjustments of future income tax liability, is considered as an asset if there is a convincing evidence that company will pay normal tax. MAT credit entitlement can be carried forwards and utilized for a period of fifteen years from the year in which the same is availed. Accordingly, it is recognized as an asset in the balance sheet when it is probable that the future economic benefits associated with it will flow to the company and the assets can be measured reliably

Deferred Tax

Deferred tax charge or credit reflects the tax effect of timing differences between accounting income and taxable income for the period. The deferred tax charge or credit and the corresponding deferred tax liabilities or assets are recognized using the tax rates that have been enacted or substantively enacted by the balance sheet date. Deferred tax assets are recognized only to the extent there is reasonable certainty that the assets can be realized in future; however, where there is unabsorbed depreciation or carried forward loss under taxation laws, deferred tax assets are recognized only if there is a virtual certainty of realization of such assets. Deferred tax assets are reviewed as at each balance sheet date and written down or written-up to reflect the amount that is reasonable / virtually certain (as the case may be) to be realized.

ix. Foreign currency transactions

Initial Recognition

Foreign currency transactions are recorded in the reporting currency, by applying to the foreign currency amount the exchange rate between the reporting currency and the foreign currency at the date of the transaction.

Conversion

Foreign currency monetary items are reported using the closing rate.

- x. **Inventories**
Items of inventories are measured at lower of cost and net realizable value after providing for obsolescence, if any. Cost of stock in trade comprises of cost of procurement and other direct costs. Net realizable value is the estimated selling price in the ordinary course of business, less the estimated costs necessary to make the sale
- xi. **Earnings per Share :**
Basic earnings per share are calculated by dividing the net profit or loss for the period attributable to equity shareholders by the weighted average number of equity shares outstanding during the period. Earnings considered in ascertaining the Company's earnings per share is the net profit for the period after deducting preference dividends and any attributable tax thereto for the period. The weighted average number of equity shares outstanding during the period and for all periods presented is adjusted for events, such as bonus shares, other than the conversion of potential equity shares that have changed the number of equities shares outstanding, without a corresponding change in resources. For the purpose of calculating diluted earnings per share; the net profit or loss for the period attributable to equity shareholders and the weighted average number of shares outstanding during the period is adjusted for the effects of all dilutive potential equity shares.
- xii. **Provisions and contingent liabilities :**
The Company creates a provision when there is a present obligation as a result of a part event that probably requires an outflow of resources and a reliable estimate can be made of the amount of the obligation. A disclosure for a contingent liability is made when there is a possible obligation or a present obligation that may, but probably will not, require an outflow of resources. Where there is a possible obligation or a present obligation in respect of which the likelihood on outflow of resources is remote, no provision or disclosure is made.
- xiii. **Employee Benefits**
Short term Employee Benefits: All employee benefits payable wholly within twelve months of rendering the service are classified as short-term employee benefits. These benefits include compensated absence such as paid annual leave and sickness leave. The undiscounted amount of short-term employee benefits expected to be paid in exchange for the services rendered by employees are recognized as an expense during the period

Long term Employee Benefits:

Defined benefit plans: Gratuity: The Company provides for gratuity, a defined benefit plan (the "Gratuity Plan") covering eligible employees in accordance with the Payment of Gratuity Act, 1972. The Gratuity Plan provides a lump sum payment to vested employees at retirement, death, incapacitation or termination of employment, of an amount based on the respective employee's salary and the tenure of employment. 15 days' salary for every completed year of service and vesting period is 5 years. Provision has been provided in the books during the year.


Other Long Term Employee benefits: Compensated absence

Eligible employees are entitled to accumulate compensated absences up to prescribed limits in accordance with the Company's policy and receive cash in lieu thereof. The Company measures the expected cost of accumulating compensated absences as the additional amount that the Company expects to pay as a result of the unused entitlement that has accumulated at the date of the balance sheet. Such measurement is based on actuarial valuation as at the date of the balance sheet carried out by a qualified actuary.

Defined Contribution Plans: A Defined Contribution plan is a post-employment benefit plan under which the company pays specified contributions to a separate entity. The company makes specified monthly contributions towards provident fund, superannuation fund and pension scheme. The Company's contribution is recognized as an expense in profit & loss statement during the period in which the employees renders the related service.

The Company is a Small and Medium Sized Company (SMC) as defined in the General Instructions respect of Accounting Standards notified under the Companies Act, 2013 for the current year. Accordingly, the Company has complied with the Accounting Standards as applicable to Small and Medium Sized Company.

For S. R Ramesh & Co
Chartered Accountants


Proprietor
CA Ramesh S R
MM: 206309
UDIN: 24206309BKCQKC3483
Bangalore
Date: September 05, 2024

For and on behalf of the Board of Directors

 Director Ajay Bhardwaj	 Director Malay Jiban Barua
--	--

ANTHEM BIO PHARMA PRIVATE LIMITED
CIN: U24232KA2009PTC051551
NOTES FORMING PART OF FINANCIAL STATEMENTS AS AT MARCH 31ST 2024

	2024 Rs.In 000	2023 Rs.In 000
03. SHARE CAPITAL		
Authorised:		
500 ('In '000) equity shares of Rs.10 each	5,000	5,000
Issued, Subscribed and Paid-up:		
193 ('In 000) equity shares of Rs.10 each	1,930	1,930
	1,930	1,930

The company has only one class of shares - Equity shares having a par value of Rs 10/- each. Each holder of equity shares is entitled to one vote per shares.

The dividend (If any) proposed by board of directors is subject to approval by Shareholders in the ensuing Annual General meeting, except in case of Interim dividend.

In event of liquidation, the equity shareholders are eligible to receive the remaining assets of the company after distribution of all preferential amounts, in proportion to their holding

Reconciliation of number of shares	2024		2023	
	Number of shares	Rs.In 000	Number of shares	Rs.In 000
Opening Balance	193	1,930	193	1,930
Issued during the Year				
Buyback during the year				
Closing Balance	193	1,930	193	1,930

List of share holders holding over 5% shares at reporting date:	2024		2023	
	% of Shares	Number of shares (In Thousands)	% of Shares	Number of shares (In Thousands)
(a) Ajay Bhardwaj	99.98%	193	99.98%	193
	99.98%	193	99.98%	193

Name and class of shares allotted as fully paid up pursuant to contracts without payment being received in cash Nil

Details of calls un-paid- Nil

Details of forfeited shares- Nil

Disclosure of shareholding of Promoters - shares held by the Promoters
As on 31st March 23

S. No	1	2
Promoter name	Ajay Bhardwaj	
Class of Shares	Fully paid	Fully paid
At the end of the year	No. of Shares (In Thousands)	*
	193	
	%of total shares	99.98% 0%
At the beginning of the year	No. of Shares (In Thousands)	193 -
	%of total shares	99.98% 0%
% Change during the year	0.00%	0%

04. Reserves & Surplus

A. Surplus/(Deficit) In Statement of Profit and Loss

Balance at the beginning of the year	(1,21,128)	(1,11,479)
Add: Profit / (Loss) during the year	(5,943)	(9,497)
Less: Appropriation during the year	(379)	(152)
Balance at the end of the year	(1,27,450)	(1,21,128)
TOTAL	(1,27,450)	(1,21,128)

NON CURRENT LIABILITIES

05. LONG TERM BORROWING

A. Secured

a) Term Loans

B. UnSecured

a) Loans and advances from Related parties

From Directors

From Others - Anthem BioSciences Pvt Ltd

47,250	47,250
74,044	71,950
1,21,294	1,19,200

Note:

a) Company has obtained Interest free loans from directors. The terms and conditions of repayment is not specified

b) Company has obtained loan from one of the group company. The loan is taken at interest rate of 8.7%. The terms and conditions of repayment is not specified

06. DEFERRED TAX LIABILITIES

(A) Deferred Tax Liability

Tax effect of Items constituting deferred tax liabilities

39	
39	

07. OTHER LONG TERM PROVISIONS

(a) Provision for Compensated Absences

(b) Provision for Gratuity

3,602	5,148
10,599	8,859
14,291	14,007

ANTHEM BIO PHARMA PRIVATE LIMITED
CIN: U24232KA2009PTC051551
NOTES FORMING PART OF FINANCIAL STATEMENTS AS AT MARCH 31ST 2024

	2024 Rs.In 000	2023 Rs.In 000
08.SHORT TERM BORROWING		
a) Loan Repayable on demand - Secured		
Cash Credit from Banks	62,247	28,004
	62,247	28,004
Note:		
a) The Company has obtained Cash Credit facilities aggregating to Rs 7.5 Crore & Bank Guarantee (Sub Limit of Cash Credit) of Rs 0.10 Crore from The Federal Bank Ltd.		
b) The Cash Credit Facility has been sanctioned @ rate of Interest of 8.75 RO 9% % linked to one year MCLR Plus spread of 0.05%		
c) The Cash Credit Facility is secured on entire current assets of Anthem BioPharma Private Limited.		
d) The above Cash Credit facility is repayable on demand & has been sanctioned on personal guaranteed by Director & Corporate Guarantee from M/s Anthem Biosciences Private Limited .		
e) Company has used the borrowings from banks and financial institutions for the specific purpose for which it was taken.		
f) The Company has not been declared as a wilful defaulter by any bank or financial institution or other lender.		
10.OTHER CURRENT LIABILITIES		
(a) Statutory remittance (TDS, GST etc)	3,951	2,727
(b) Other payables	25,127	14,360
(c) Advance from Customers	2,130	327
	31,208	17,414
11.SHORT TERM PROVISIONS		
(a) Provision for Income Tax	11,677	11,097
	11,677	11,097
14.OTHER NON-CURRENT ASSETS		
Security Deposits	533	333
Loans & advances to Employees		
	533	333
15. DEFERRED TAX ASSETS		
(A) Deferred Tax Asset		
Tax effect of Items constituting deferred tax liabilities		929
		929
16.INVENTORIES		
Stock-In-trade	52,216	43,151
	52,216	43,151
18.CASH AND CASH EQUIVALENTS		
Balance with Banks	14,971	6,806
Cash In Hand - (Includes Imprest given to Employees)	991	811
	15,962	7,617
19.SHORT TERM LOANS AND ADVANCES (unsecured ,considered good)		
Advance paid for Suppliers	709	1,823
Staff Advance	140	659
Balances with Government Authorities	156	359
	1,005	2,841
20.OTHER CURRENT ASSETS		
Prepaid Expense	761	-
	761	-

ANTHEM BIO PHARMA PRIVATE LIMITED

CIN: U24232KA2009PTC051551

SCHEDULES FORMING PART OF PROFIT AND LOSS ACCOUNT FOR THE YEAR ENDED MARCH 31ST 2024

	2024 Rs.In 000	2023 Rs.In 000
21. REVENUE FROM OPERATIONS		
Domestic Sales	4,29,344	3,51,219
Service Income	1,529	2,256
	4,30,873	3,53,475
22. OTHER INCOME		
Other Income	-	-
Interest on IT Refund	-	-
	-	-
23. COST OF RAW MATERIALS CONSUMED		
Traded Goods		
Opening Stock	43,151	39,529
Add: Purchases	1,82,583	1,46,773
Less: Closing Stock	(52,216)	(43,151)
Packing Charges	461	448
Freight	2,503	4,028
Cost of Materials sold	1,76,482	1,47,627
24. EMPLOYEE BENEFIT EXPENSES		
Salaries and allowances	1,04,854	84,908
Staff Welfare Expense	756	758
Contribution to Provident Fund and admin Charges	5,346	4,560
Employer contribution to ESI	258	273
leave Salary	-	1,963
Gratuity provision	1,940	2,056
	1,13,154	94,518
25. FINANCIAL COST		
Bank charges	164	40
Interest paid on Term Loan	-	-
Interest paid Others	10,130	7,696
	10,294	7,736
26. OTHER EXPENSES		
Payments to the Auditor as		
a) Auditor	300	26
b) Taxation Matters	-	-
c) For Certification Services	-	-
Rent Expenses	444	444
Software/License Renewal	462	448
Repairs and Maintenance General	45	40
Insurance	1,258	277
Bad debts written off/write back	1,439	83
Electricity Charges	333	710
Professional charges	10,532	1,013
Rates & Taxes	4,318	3,719
Annual meeting expenses of marketing	1,196	998
Advertising	9,537	5,043
Commission	6,184	4,312
Travelling Conveyance, Boarding and Lodging	32,380	33,097
Printing and Stationery	2,747	1,123
Provision for Bad & Doubtful Debts	263,224	-
Postage, Courier and Telephone Charges	350	276
Communication	770	661
Other Selling Expenses	42,607	48,708
Testing & Analysis Charges	1,460	1,646
Loss of Sale/Scrap of Assets	-	-
Miscellaneous Expenses	76	162
Freight Outwards	4,685	2,248
Trade Mark registration	40	141
	1,21,425	1,05,175

ANTHEM BIO PHARMA PRIVATE LIMITED
CIN: U24232KA2009PTC051551
NOTES FORMING PART OF FINANCIAL STATEMENTS AS AT MARCH 31ST 2024

27. CONTINGENT LIABILITIES AND COMMITMENTS (to the extent not provided for)
Contingent liabilities

Commitments

(I) Rent

The company has entered into a cancellable operating lease agreement with Anthem Biosciences Private Limited in respect of its office premises which expires over a period upto March 2025. The lease is for a period of two years, which can be extended by mutual consent. The lease expenses for cancellable leases during the year ended 31 March 2024 was Rs.4,44,000 (March 2022 Rs 4,44,000).

28. In the Opinion of the Management , Current assets, Loans and advances shall realise the values as shown in the balance sheet, if realised in the normal course of business

29. Balance of some of the debtors, creditors & loans and advances are subject to Confirmation/reconciliation

30. RELATED PARTY DISCLOSURES

Name of the related party and nature of relationship where control exists

Subsidiary Company

Not applicable

Enterprises in which directors(s) has significant influence

Anthem Bioscience Pvt Ltd

Key Management Personnel

Mr. Ajay Bharadwaj

Mr. Malay Barua Jiban

Relationship

Director

Director

Transactions with related parties as per the books of account during the year ended

Name & Transaction	2,024	2,023
	Rs.in 000	Rs.in 000
Anthem Bioscience Pvt Ltd - Towards Rent	444	444
Anthem Bioscience Pvt Ltd - Electricity Charges	-	61
Anthem Bioscience Pvt Ltd - Interest	6,215	6,099
Anthem Bioscience Pvt Ltd - Purchases of Goods	-	-
Total Amount	6,659	6,604

Amount outstanding as at 31st March, 2023

Particulars	Current Year	Previous year
Associates		
List of the companies in which one of the director(s) has significant influence		
Anthem Bioscience Pvt Ltd - Loans	74,045	71,951
Anthem Bioscience Pvt Ltd - Trade Creditors	31,079	31,079
Key Management Personnel		
Mr. Ajay Bharadwaj - Loans	47,250	47,250

ANTHEM BIO PHARMA PRIVATE LIMITED
CIN: U24232KA2009PTC051551
NOTES FORMING PART OF FINANCIAL STATEMENTS AS AT MARCH 31ST 2024

Loans & Advances to related Parties

a) Repayable on demand

Type of Borrower	Amount of loan or advance in the nature of loan outstanding	Percentage to the total Loans and Advances in the nature of loans
Promoters	-	-
Directors	-	-
Key Management Personnel	-	-
Related Parties	-	-

b) Without specifying any terms

Type of Borrower	Amount of loan or advance in the nature of loan outstanding	Percentage to the total Loans and Advances in the nature of loans
Promoters	-	-
Directors	-	-
Key Management Personnel	-	-
Related Parties	-	-

c) Others

Type of Borrower	Amount of loan or advance in the nature of loan outstanding	Percentage to the total Loans and Advances in the nature of loans
Promoters	-	-
Directors	-	-
Key Management Personnel	-	-
Related Parties	-	-

31. DISCLOSURE IN ACCORDANCE WITH AS 15 ON EMPLOYEE BENEFITS

a) Defined Contribution Plans

Particulars	Amount (In Rs. '000)
Contribution to Recognised Provident Fund	2,581
Contribution to Employee's State Insurance	258
TOTAL	2,839

b) Defined Benefit Plan-Gratuity

Particulars	Amount (In Rs. '000)
Present Value of Obligations at the Beginning	8,859
Current Service Cost	1,534
Interest Cost	657
Benefits paid	(200)
Actuarial (Gain)/Loss	(251)
Present Value of Obligations at the end of the year	10,599

ANTHEM BIO PHARMA PRIVATE LIMITED
CIN: U24232KA2009PTC051551
NOTES FORMING PART OF FINANCIAL STATEMENTS AS AT MARCH 31ST 2024

c) The components of net gratuity costs are reflected below	Amount (In Rs. '000)
Service Cost	1,534
Interest Cost	657
Net Actuarial Gain/(Loss) recognised in the year	(251)
Net gratuity costs	1,940

d) Following are the Principal Actuarial Assumptions used at the balance sheet date:

Particulars	Gratuity (In. %)
Discount Rate	7.50
Compensation Escalation Rate	8.00

32. Basic and Diluted Earnings Per Share (EPS), of face value Rs.10/- has been calculated as under:-

	2,024	2,023
<u>Numerator</u>	Rs.In 000	Rs.In 000
Net Profit/(Loss) for the year	(5,943)	(9,497)
<u>Denominator</u>		
Weighted average number of equity shares outstanding during the year	193	193
Earnings per Share	(30.79)	(49.21)

33. The details of Provisions as per AS 29 are given below:

Particulars	Opening Balance	Additions /Reversals	Closing Balance
Rent	0.00	-	-

34. ADDITIONAL INFORMATION

	2,024	2,023
	Rs.In 000	Rs.In 000
a) CIF Value of Imports made during the year	NIL	NIL
b) Earnings in foreign exchange	NIL	NIL
c) Expenditure in foreign currency	NIL	NIL

35. The company has accumulated loss and its net worth has been fully eroded. Further the company has incurred net loss of Rs.5940 (in 000) during the current period and the company's current liabilities exceeded its current assets. This indicates existence of material uncertainty which may cast significant doubt on companies' ability to continue as a going concern. However the management has adopted going concern basis of preparation on the basis that the holding company & Promoters will provide necessary financial support to enable it to realize its asset and discharge its liabilities as and when due.

36. Additional Regulatory Information

Financial Ratios:

As on 31 March 2023

	Numerator	Denominator	Current Period	Previous Period
Liquidity Ratio				
Current Ratio (times)	1,83,619	1,75,657	1.05	1.08
Solvency Ratio				
Debt-Equity Ratio (times)	1,83,541	(1,25,520)	(1.46)	(1.23)
Debt Service Coverage Ratio (times)				
Profitability ratio				
Net Profit Ratio (%)	(5,943)	4,30,873	-1.38%	-2.69%
Return on Equity Ratio (%)	(5,943)	(1,25,520)	-4.73%	-7.97%
Return on Capital employed (%)	19,177	58,021	33.05%	20.26%
Return on Investment (%)				
Utilization Ratio				
Trade Receivables turnover ratio (times)	4,30,873	1,00,985	4.27	0.01
Inventory turnover ratio (times)	1,76,482	47,684	3.70	0.00
Trade payables turnover ratio (times)	1,82,583	72,546	2.52	0.00
Net capital turnover ratio (times)	4,30,873	9,393	45.87	19.96

Note Negative Ratios has not been included in the above table

ANTHEM BIO PHARMA PRIVATE LIMITED

CIN: U24232KA2009PTC051551

NOTES FORMING PART OF FINANCIAL STATEMENTS AS AT MARCH 31ST 2024

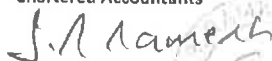
Notes:

- a) The Company has NOT declared / proposed the dividend during the year either for the Equity shareholder or Preference shareholders and there are NO arrears of fixed cumulative dividend on preference shares as on balance sheet.
- b) The Company has NOT raised any money during the year by the way of Issue of Securities - Hence the disclosure relating to utilisation of proceeds from issue of securities has NOT been made.
- c) There are NO immovable Property (Other than properties where the company is the lessee and the lease agreements are duly executed in favour of the lessee) whose title deeds are NOT held in name of Company.
- d) The Company has NOT revalued the property , Plant & Equipment during the year .
- e) The Company has NOT granted / provided loans & advances which are in the nature of loans granted to promoters , directors , KMPs and the related parties (as defined under Companies Act 2013) either severally or jointly with any other person, that are either repayable on demand or without specifying any terms or period of repayment.
- f) There are NO Capital-work-in-progress during the year or as at end of year - hence the disclosure for the same is NOT applicable to the company.
- g) There are NO Intangible Assets under development during the year or as at end of year - hence the disclosure for the same is NOT applicable to the company.
- h) There are NO proceedings initiated or pending against the company for holding Benami Property under the benami transactions (Prohibition) Act, 1988 (45 of 1988) and the rules made thereunder - Hence the disclosure for the same is NOT applicable for the Company.
- i) There are no transactions with struck off companies under section 248 or 560 (If yes, the following details to be given)
- j) No charges or satisfaction is yet to be registered with Registrar of Companies beyond the statutory period.
- k) The Company has complied with the number of layers prescribed u/s 2(87) read with the applicable Rules
- l) There is no Scheme of Arrangements that has been approved in terms of sections 230 to 237
- m) The company has not advanced/loaned/invested or received funds (either borrowed funds or share premium or any other sources or kind of funds) to any other person(s) or entity(ies), including foreign entities (Intermediaries) with the understanding (whether recorded in writing or otherwise) that the Intermediary shall directly or indirectly lend or invest in other persons or entities identified in any manner whatsoever by or on behalf of the company (Ultimate Beneficiaries) or provide any guarantee, security or the like to or on behalf of the the Ultimate Beneficiaries.
- n) There are no transactions that are not recorded in the books of account to be surrendered or disclosed as income during assessments under the Income Tax Act, 1961.
- o) The company is not covered under section 135 of the companies Act 2013
- p) The Company has not traded or invested in Crypto currency or Virtual Currency during the financial year

36. Previous year figures have been regrouped /reclassified wherever necessary to suit the current year's layout.

as per our report of even date attached

For S.R.Ramesh & Co
Chartered Accountants



S.R.Ramesh

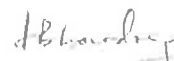
Proprietor

Firm Registration No.0126035

MM:206309

UDIN: 24206309BKCQKC3483

For Anthem Bio Pharma Private Limited



Ajay Bhardwaj

Director

DIN:00333704



Malay Jiban Barua

Director

DIN: 02324987

Place: Bengaluru

Date: September 05,2024

Place: Bengaluru

Date: September 05,2024

Place: Bengaluru

Date: September 05,2024

ANTHEM BIO PHARMA PRIVATE LIMITED
CIN: U24232KA2009PTC051551
NOTES FORMING PART OF FINANCIAL STATEMENTS AS AT MARCH 31ST 2024

	2024 Rs.In 000	2023 Rs.In 000
09.TRADE PAYABLE		
Creditors:		
For Purchase	70,525	74,566
Micro, Small & Medium Enterprises		
Others		
For Capital goods		
For Expenses		

70,525 74,566

Trade Payable ageing schedule:

As on 31 March 2024:

Particulars					Total
	Less than 1 Year	1-2 years	2-3 years	More than 3 years	
(i) MSME	-	-	-	-	-
(ii) Others	3,89,51,254	3,35,630	1,58,194	3,10,80,111	7,05,25,189
(iii) Disputed dues - MSME	-	-	-	-	-
(iv) Disputed dues -Others	-	-	-	-	-
Total	3,89,51,254	3,35,630	1,58,194	3,10,80,111	7,05,25,189

As on 31 March 2023:

Particulars					Total
	Less than 1 Year	1-2 years	2-3 years	More than 3 years	
(i) MSME	-	-	-	-	-
(ii) Others	42,566.00	2,129.00	36.00	-12,12,488.00	-11,67,757.00
(iii) Disputed dues - MSME	-	-	-	-	-
(iv) Disputed dues -Others	-	-	-	-	-
Total	42,566.00	2,129.00	36.00	-12,12,488.00	-11,67,757.00

Disclosure U/s 22 of Micro, Small and Medium Enterprises Development Act, 2006 (MSMED Act)

Particulars	Rs.In 000	Rs.In 000
	0	0
(a) the principal amount and the interest due thereon (to be shown separately) remaining unpaid to any supplier as at the end of accounting year;	-	-
(b) the amount of interest paid by the buyer under MSMED Act, 2006 along with the amounts of the payment made to the supplier beyond the appointed day during each accounting year;	-	-
(c) the amount of interest due and payable for the period (where the principal has been paid but interest under the MSMED Act, 2006 not paid);	-	-
(d) The amount of interest accrued and remaining unpaid at the end of accounting year; and	-	-
(e) The amount of further interest due and payable even in the succeeding year, until such date when the interest dues as above are actually paid to the small enterprise, for the purpose of disallowance as a deductible expenditure under section 23 of MSMED Act 2006.	-	-
Total	-	-

8.1.The management has initiated the process of identifying enterprises which have provided goods and services to the company and which qualify under the definition of micro and small enterprises, as defined under Micro, Small and Medium Enterprises Development Act, 2006. The company has not received any intimation from its vendors regarding their status under Micro, Small and Medium Enterprises Development Act, 2006. Further in the view of the management, the impact of interest, if any, that may be payable in accordance with the provisions of the Act is not expected to be material.

ANTHEM BIO PHARMA PRIVATE LIMITED
CIN: U24292KA2009PTC051551

Schedule - 12
PROPERTY, PLANT & EQUIPMENT

Sl. No.	PARTICULARS	GROSS BLOCK				DEPRECIATION BLOCK				NET BLOCK
		As at 01-Apr-23	Additions during the Year	Deletion during the year	As at 31-Mar-24	As at 01-Apr-23	For the year In 23-24	Deletions In 23-24	As at 31-Mar-24	WDV as on 31-Mar-24
		Rs.	Rs.	Rs.	Rs.	Rs.	Rs.	Rs.	Rs.	Rs.
1	Computers and Peripherals	2,667	26	-	2,693	2,042	208	-	2,250	443
2	Furniture and Fitting	305	-	-	305	191	21	-	212	93
3	Plant & Machinery	3,422	-	-	3,422	2,353	205	-	2,558	864
	Total	6,394	26	-	6,420	4,586	434	-	5,020	1,401
	Previous year	5,937	457	-	6,394	4,157	429	-	4,586	1,809

Schedule - 13
INTANGIBLE ASSETS

Sl. No.	PARTICULARS	GROSS BLOCK				DEPRECIATION BLOCK				NET BLOCK
		As at 01-Apr-23	Additions during the Year	Deletion during the year	As at 31-Mar-24	As at 01-Apr-23	For the year In 23-24	Deletions In 23-24	As at 31-Mar-24	WDV as on 31-Mar-24
		Rs.	Rs.	Rs.	Rs.	Rs.	Rs.	Rs.	Rs.	Rs.
6	Intangible assets Others	427	130	-	557	312	37	-	349	208
	Total	427	130	-	557	312	37	-	349	208
	Previous Year	427	-	-	427	300	12	-	312	115

For S.R.Ramesh & Co
Chartered Accountants
S.R.Ramesh
S.R.Ramesh
Proprietor
Firm Registration No.012603S
MM:206309
UDIN: 24206309BKQKC3483

Place: Bengaluru
Date: September 05, 2024

For Anthem Bio Pharma Private Limited

Ajay Bhardwaj
Ajay Bhardwaj
Director
DIN:00333704

Place: Bengaluru
Date: September 05, 2024

Malay Aban Barua
Malay Aban Barua
Director
DIN: 02324987

Place: Bengaluru
Date: September 05, 2024

2024
Rs. in 000

2023
Rs. in 000

17. TRADE RECEIVABLES (unsecured, considered good)
Outstanding for a period exceeding six months
other debts
Less: Provision for Doubtful Debts

1,15,069	89,689
(1,394)	(1,394)
1,13,675	88,295

Trade Receivable ageing schedule:

As on 31 March 2024:

Particulars	Ageing Period					Total
	less than 6 months	6 months - 1 year	1-2 years	2-3 years	More than 3 years	
(i) Undisputed Trade Receivables - Considered Good						
(ii) Undisputed Trade Receivables - which have significant increase in credit risk						
(iii) Undisputed Trade Receivables - Credit Impaired						
(iv) Disputed Trade Receivables - Considered Good						
(v) Disputed Trade Receivables - which have significant increase in credit risk						
(vi) Disputed Trade Receivables - Credit Impaired						
Total						

As on 31 March 2023:

Particulars	Ageing Period					Total
	less than 6 months	6 months - 1 year	1-2 years	2-3 years	More than 3 years	
(i) Undisputed Trade Receivables - Considered Good						
(ii) Undisputed Trade Receivables - which have significant increase in credit risk						
(iii) Undisputed Trade Receivables - Credit Impaired						
(iv) Disputed Trade Receivables - Considered Good						
(v) Disputed Trade Receivables - which have significant increase in credit risk						
(vi) Disputed Trade Receivables - Credit Impaired						
Total						

The Receivable in respect of consignment agent is maintained on FIFO basis and the company has stated that it is not possible to extract the details. Debtors ageing given above is of only Karnataka

ANTHEM BIO PHARMA PRIVATE LIMITED
CIN: U24232KA2009PTC051551
BALANCE SHEET AS AT MARCH 31, 2024

	Note	2024 Rs.In 000	2023 Rs.In 000
A EQUITY AND LIABILITIES			
Shareholders' Funds:			
Share Capital	3	1,930	1,930
Reserves & Surplus	4	(1,27,450)	(1,21,128)
Non Current Liabilities			
Long term borrowing	5	1,21,294	1,19,200
Deferred tax liabilities (net)	6	39	-
Long Term Provisions	7	14,291	14,007
Current Liabilities			
Short-term borrowings	8	62,247	28,004
Trade Payables	9	70,525	74,566
Other Current liabilities	10	31,208	17,414
Short-term provisions	11	11,677	11,097
TOTAL		1,85,761	1,45,090
APPLICATION OF FUNDS			
B ASSETS			
Non Current Assets			
Property, Plant & Equipment & Intangible assets			
Property, Plant & Equipment	12	1,401	1,809
Intangible Assets	13	208	115
Other Non Current Assets	14	533	333
Deferred tax liabilities (Asset)	15	-	929
Current Assets			
Inventories	16	52,216	43,151
Trade Receivables	17	1,13,675	88,295
Cash and cash equivalents	18	15,962	7,617
Short terms loans & advances	19	1,005	2,841
Other Current Assets	20	761	-
TOTAL		1,85,761	1,45,090

Significant Accounting Policies 1

The Schedules referred to above and the Notes thereon form an integral part of the Accounts.

This is the Balance Sheet referred to in our report of even date.

For S.R.Ramesh & Co
Chartered Accountants

S.R.Ramesh
Proprietor
Firm Registration No.0126035
MM:206309
UDIN: 24206309BKCQKC3483

Place: Bengaluru
Date: September 05,2024

For Anthem Bio Pharma Private Limited

Ajay Bhardwaj
Director
DIN:00333704

Place: Bengaluru
Date: September 05,2024

Malay Jiban Barua
Director
DIN: 02324987

Place: Bengaluru
Date: September 05,2024

ANTHEM BIO PHARMA PRIVATE LIMITED

CIN: U24232KA2009PTC051551

STATEMENT OF PROFIT AND LOSS ACCOUNT FOR THE YEAR ENDED MARCH 31, 2024

	Note	2024 Rs.In 000	2023 Rs.in 000
I. REVENUE			
Revenue from operations	21	4,30,873	3,53,475
Other Income	22	-	-
Total Income		4,30,873	3,53,475
II EXPENSES			
Cost of Material Consumed	23	1,76,482	1,47,627
Employee Benefits	24	1,13,154	94,518
Financial Cost	25	10,294	7,736
Depreciation and amortisation of expenses	12	471	441
Other expenses	26	1,21,425	1,05,175
Total Expenses		4,21,826	3,55,497
III PROFIT BEFORE EXCEPTIONAL AND EXTRODINARY ITEMS	(I-II)	9,047	2,022
IV Exceptional/Extrodrinary Expenses			
PROFIT BEFORE TAX	(III-IV)	9,047	2,022
Tax Expenses			
Current tax		(14,022)	(13,929)
Deferred tax		(968)	6,454
PROFIT/(LOSS) FOR THE YEAR		(5,943)	(9,497)
Earning per share (In Rs.)			
(Equity Shares per value of Rs 10 each)			
Basic		(30.80)	(49.21)

Notes on Accounts

1

As per our report even date

For S.R.Ramesh & Co
Chartered Accountants

S. R. Ramesh

S.R.Ramesh
Proprietor
Firm Registration No.0126035
MM:206309
UDIN: 24206309BKCQKC3483

Place: Bengaluru
Date: September 05,2024

For Anthem Bio Pharma Private Limited

Ajay Bhardwaj

Ajay Bhardwaj
Director
DIN:00333704

Place: Bengaluru
Date: September 05,2024

Malay Jiban Barua

Malay Jiban Barua
Director
DIN: 02324987

Place: Bengaluru
Date: September 05,2024

Schedule to the financial statements

SCHEDULE 1

NOTES TO THE FINANCIAL STATEMENTS

1. Background

Anthem Bio Pharma Private Limited ('Anthem Bio Pharma' or 'the Company') was incorporated on 19th November, 2009. The Company has commenced its operations from 19th November, 2009. The Company is a fully integrated Pharma and Biotechnology Indian firm that offers a 360 degree approach to the discovery, development and marketing of high quality healthcare products.

2. Significant Accounting Policies

i. Basis of preparation

The Financial statements have been prepared and presented under the historical cost convention on the accrual basis of accounting in accordance with the Generally Accepted Accounting Principles in India ('Indian GAAP') and to comply with the Accounting Standards Specified under Section 133 of the Companies Act, 2013 read with Rule 7 of the Companies (Accounts) Rule 2014 and the relevant provisions of the Companies Act, 2013 ("the 2013 Act").

ii. Use of estimates

The preparation of financial statements in conformity with generally accepted accounting principles requires management of the Company to make estimates and Assumptions that affect amounts of assets and liabilities and disclosure of contingent assets and liabilities at the date of the financial statements and the results of operations during the reporting periods. Although these estimates are based upon management's best knowledge of current events and actions, actual results could differ from those estimates. The significant estimates used by the management in the preparation of these financial statements include estimation of the economic lives of fixed assets. Any revision to accounting estimates is recognized prospectively in the current and future periods.

iii. Revenue recognition

Sales are net of returns, rebates, GST. Materials rejected/returned are accounted in the year of return/rejection.

Revenue from sale of goods is recognized when the significant risks and rewards of ownership has been transferred to the buyer, recovery of consideration is probable, the associated costs can be estimated reliably & the amount of revenue can be measured reliably

iv. Property, Plant and Equipment & Intangible Assets

Property, plant and equipment are stated at cost less accumulated depreciation and impairment losses. The cost of Property, plant and equipment comprises its purchase price and any other cost attributable to bringing such assets to its working condition and intended use. Advances paid towards acquisition of fixed assets before the financial year-end are classified as capital work in progress.

Property, plant and equipment represent a significant proportion of the asset base of Company. The charge in respect of periodic depreciation is derived after determining an estimate of an asset's expected useful life and the expected residual value at the end of its life. The useful lives and residual values of the Company's assets are determined by the management at the time the asset is acquired and reviewed periodically, including at each financial year end. The lives are based on historical experience with similar assets as well as anticipation of future events, which may impact their life, such as changes in technology.

Intangible Assets are recorded at the consideration paid for acquisition less accumulated amortization and accumulated impairment, if any. Intangible assets are amortized over their estimated useful life subject to a maximum period of 10 years on straight-line basis, commencing from the date the asset is available to the company for its use.

v. Depreciation

Depreciation is provided on SLM basis over the estimated economic useful life of the fixed assets in accordance with the Companies Act 2013. Useful life has been estimated in line with schedule II of the companies Act 2013 Depreciation on asset purchase or sold during the year is provided on prorated bases. The useful life of the assets is as follows

Description	Rate of Depreciation %
Computers	31.67
Furniture & fittings	09.5
Office equipment	
Mobile phone	31.67 (estimated by management)
Other Equipment	06.33
Vehicles	11.88
Software	31.67

Lease hold improvements are depreciated over the primary period of the lease.

vi. Impairment of assets

The Company assesses at each balance sheet date whether there is any indication that an asset may be impaired. If any such indication exists, the Company estimates the recoverable amount of the assets. If such recoverable amount of the assets or the recoverable amount of cash generating unit to which the asset belongs is less than its carrying amount, the carrying amount is reduced to its recoverable amount. The reduction is treated as an impairment loss and is recognized in the profit and loss account. If at the balance sheet date there is an indication that if a previously assessed impairment loss no longer exists, the recoverable amount is reassessed and the asset is reflected at the recoverable amount, subject to a maximum of depreciated historical cost.

vii. Operating Leases

Leases where the lessor effectively retains substantially all the risks and benefits of ownership of the leased term are classified as operating leases. Operating lease payments are recognized as expenses in the profit and loss account on a straight –line basis over the lease term.

viii. Taxes on income

Tax expenses comprise both current and deferred taxes.

Current tax

Provision is made for income tax under the tax payable method, based on the liability computed, after taking credit for allowances and exemptions. Minimum Alternative Tax ('MAT') paid in accordance with the tax laws which gives rise to the future economic benefits in the form of adjustments of future income tax liability, is considered as an asset if there is a convincing evidence that company will pay normal tax. MAT credit entitlement can be carried forwards and utilized for a period of fifteen years from the year in which the same is availed. Accordingly, it is recognized as an asset in the balance sheet when it is probable that the future economic benefits associated with it will flow to the company and the assets can be measured reliably

Deferred Tax

Deferred tax charge or credit reflects the tax effect of timing differences between accounting income and taxable income for the period. The deferred tax charge or credit and the corresponding deferred tax liabilities or assets are recognized using the tax rates that have been enacted or substantively enacted by the balance sheet date. Deferred tax assets are recognized only to the extent there is reasonable certainty that the assets can be realized in future; however, where there is unabsorbed depreciation or carried forward loss under taxation laws, deferred tax assets are recognized only if there is a virtual certainty of realization of such assets. Deferred tax assets are reviewed as at each balance sheet date and written down or written-up to reflect the amount that is reasonable / virtually certain (as the case may be) to be realized.

ix. Foreign currency transactions

Initial Recognition

Foreign currency transactions are recorded in the reporting currency, by applying to the foreign currency amount the exchange rate between the reporting currency and the foreign currency at the date of the transaction.

Conversion

Foreign currency monetary items are reported using the closing rate.

x. **Inventories**

Items of inventories are measured at lower of cost and net realizable value after providing for obsolescence, if any. Cost of stock in trade comprises of cost of procurement and other direct costs. Net realizable value is the estimated selling price in the ordinary course of business, less the estimated costs necessary to make the sale

xi. **Earnings per Share :**

Basic earnings per share are calculated by dividing the net profit or loss for the period attributable to equity shareholders by the weighted average number of equity shares outstanding during the period. Earnings considered in ascertaining the Company's earnings per share is the net profit for the period after deducting preference dividends and any attributable tax thereto for the period. The weighted average number of equity shares outstanding during the period and for all periods presented is adjusted for events, such as bonus shares, other than the conversion of potential equity shares that have changed the number of equities shares outstanding, without a corresponding change in resources. For the purpose of calculating diluted earnings per share, the net profit or loss for the period attributable to equity shareholders and the weighted average number of shares outstanding during the period is adjusted for the effects of all dilutive potential equity shares.

xii. **Provisions and contingent liabilities :**

The Company creates a provision when there is a present obligation as a result of a part event that probably requires an outflow of resources and a reliable estimate can be made of the amount of the obligation. A disclosure for a contingent liability is made when there is a possible obligation or a present obligation that may, but probably will not, require an outflow of resources. Where there is a possible obligation or a present obligation in respect of which the likelihood on outflow of resources is remote, no provision or disclosure is made.

xiii. **Employee Benefits**

Short term Employee Benefits: All employee benefits payable wholly within twelve months of rendering the service are classified as short-term employee benefits. These benefits include compensated absence such as paid annual leave and sickness leave. The undiscounted amount of short-term employee benefits expected to be paid in exchange for the services rendered by employees are recognized as an expense during the period

Long term Employee Benefits:

Defined benefit plans: Gratuity: The Company provides for gratuity, a defined benefit plan (the "Gratuity Plan") covering eligible employees in accordance with the Payment of Gratuity Act, 1972. The Gratuity Plan provides a lump sum payment to vested employees at retirement, death, incapacitation or termination of employment, of an amount based on the respective employee's salary and the tenure of employment. 15 days' salary for every completed year of service and vesting period is 5 years. Provision has been provided in the books during the year.

Other Long Term Employee benefits: Compensated absence

Eligible employees are entitled to accumulate compensated absences up to prescribed limits in accordance with the Company's policy and receive cash in lieu thereof. The Company measures the expected cost of accumulating compensated absences as the additional amount that the Company expects to pay as a result of the unused entitlement that has accumulated at the date of the balance sheet. Such measurement is based on actuarial valuation as at the date of the balance sheet carried out by a qualified actuary.

Defined Contribution Plans: A Defined Contribution plan is a post-employment benefit plan under which the company pays specified contributions to a separate entity. The company makes specified monthly contributions towards provident fund, superannuation fund and pension scheme. The Company's contribution is recognized as an expense in profit & loss statement during the period in which the employees renders the related service.

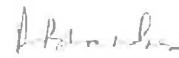
The Company is a Small and Medium Sized Company (SMC) as defined in the General Instructions respect of Accounting Standards notified under the Companies Act, 2013 for the current year. Accordingly, the Company has complied with the Accounting Standards as applicable to Small and Medium Sized Company.

For S. R Ramesh & Co
Chartered Accountants



Proprietor
CA Ramesh S R
MM: 206309
UDIN: 24206309BKQKC3483
Bangalore
Date: September 05, 2024

For and on behalf of the Board of Directors



Director
Ajay Bhardwaj



Director
Malay Jiban Barua

	2024 Rs.In 000	2023 Rs.In 000
03. SHARE CAPITAL		
Authorised:		
500 (In '000) equity shares of Rs.10 each	5,000	5,000
Issued, Subscribed and Paid-up:		
193 (In 000) equity shares of Rs.10 each	1,930	1,930
	1,930	1,930

The company has only one class of shares - Equity shares having a par value of Rs 10/- each. Each holder of equity shares is entitled to one vote per shares.

The dividend (if any) proposed by board of directors is subject to approval by Shareholders in the ensuing Annual General meeting, except in case of Interim dividend.

In event of liquidation, the equity shareholders are eligible to receive the remaining assets of the company after distribution of all preferential amounts, in proportion to their holding.

Reconciliation of number of shares	2024		2023	
	Number of shares	Rs.In 000	Number of shares	Rs.In 000
Opening Balance	193	1,930	193	1,930
Issued during the Year				
Buyback during the year				
Closing Balance	193	1,930	193	1,930

List of share holders holding over 5% shares at reporting date:	2024		2023	
	% of Shares	Number of shares (In Thousands)	% of Shares	Number of shares (In Thousands)
(a) Ajay Bhardwaj	99.98%	193	99.98%	193
	99.98%	193	99.98%	193

Name and class of shares allotted as fully paid up pursuant to contracts without payment being received in cash Nil

Details of calls un-paid- Nil

Details of forfeited shares- Nil

Disclosure of shareholding of Promoters - shares held by the Promoters
As on 31st March 23

S. No		1	2
Promoter name		Ajay Bhardwaj	
Class of Shares		Fully paid	Fully paid
At the end of the year	No. of Shares (In Thousands)	193	
	%of total shares	99.98%	0%
At the beginning of the year	No. of Shares (In Thousands)	193	
	%of total shares	99.98%	0%
% Change during the year		0.00%	0%

04. Reserves & Surplus

A. Surplus/(Deficit) In Statement of Profit and Loss

Balance at the beginning of the year	(1,21,128)	(1,11,479)
Add: Profit / (Loss) during the year	(5,943)	(9,497)
Less: Appropriation during the year	(379)	(152)
Balance at the end of the year	(1,27,450)	(1,21,128)
TOTAL	(1,27,450)	(1,21,128)

NON CURRENT LIABILITIES

05. LONG TERM BORROWING

A. Secured

a) Term Loans

B. UnSecured

a) Loans and advances from Related parties

From Directors

From Others - Anthem BioSciences Pvt Ltd

47,250	47,250
74,044	71,950
1,21,294	1,19,200

Note:

a) Company has obtained Interest free loans from directors. The terms and conditions of repayment is not specified

b) Company has obtained loan from one of the group company. The loan is taken at interest rate of 8.7%. The terms and conditions of repayment is not specified

06. DEFERRED TAX LIABILITIES

(A) Deferred Tax Liability

Tax effect of items constituting deferred tax liabilities

39	
39	

07. OTHER LONG TERM PROVISIONS

(a) Provision for Compensated Absences

(b) Provision for Gratuity

3,692	5,148
10,599	8,859
14,291	14,007

ANTHEM BIO PHARMA PRIVATE LIMITED
CIN: U24232KA2009PTC051551
NOTES FORMING PART OF FINANCIAL STATEMENTS AS AT MARCH 31ST 2024

	2024 Rs.In 000	2023 Rs.In 000
08. SHORT TERM BORROWING		
a) Loan Repayable on demand - Secured		
Cash Credit from Banks	62,247	28,004
	62,247	28,004
Note:		
a) The Company has obtained Cash Credit facilities aggregating to Rs 7.5 Crore & Bank Guarantee (Sub Limit of Cash Credit) of Rs 0.10 Crore from The Federal Bank Ltd.		
b) The Cash Credit Facility has been sanctioned @ rate of Interest of 8.75 RD 9% % linked to one year MCLR Plus spread of 0.05%		
c) The Cash Credit Facility is secured on entire current assets of Anthem BioPharma Private limited.		
d) The above Cash Credit facility is repayable on demand & has been sanctioned on personal guaranteed by Director & Corporate Guarantee from M/s Anthem Biosciences Private Limited .		
e) Company has used the borrowings from banks and financial Institutions for the specific purpose for which it was taken.		
f) The Company has not been declared as a wilful defaulter by any bank or financial Institution or other lender.		
10. OTHER CURRENT LIABILITIES		
(a) Statutory remittance (TDS, GST etc)	3,951	2,727
(b) Other payables	25,127	14,360
(c) Advance from Customers	2,130	327
	31,208	17,414
11. SHORT TERM PROVISIONS		
(a) Provision for Income Tax	11,677	11,097
	11,677	11,097
14. OTHER NON-CURRENT ASSETS		
Security Deposits	533	333
Loans & advances to Employees		
	533	333
15. DEFERRED TAX ASSETS		
(A) Deferred Tax Asset		
Tax effect of items constituting deferred tax liabilities		929
	-	929
16. INVENTORIES		
Stock-In-trade	52,216	43,151
	52,216	43,151
18. CASH AND CASH EQUIVALENTS		
Balance with Banks	14,971	6,806
Cash In Hand - (Includes Imprest given to Employees)	991	811
	15,962	7,617
19. SHORT TERM LOANS AND ADVANCES		
(unsecured ,considered good)		
Advance paid for Suppliers	709	1,823
Staff Advance	140	659
Balances with Government Authorities	156	359
	1,005	2,841
20. OTHER CURRENT ASSETS		
Prepaid Expense	761	-
	761	-

ANTHEM BIO PHARMA PRIVATE LIMITED
CIN: U24232KA2009PTC051551
SCHEDULES FORMING PART OF PROFIT AND LOSS ACCOUNT FOR THE YEAR ENDED MARCH 31ST 2024

	2024 Rs.in 000	2023 Rs.in 000
21. REVENUE FROM OPERATIONS		
Domestic Sales	4,29,344	3,51,219
Service Income	1,529	2,256
	4,30,873	3,53,475
22. OTHER INCOME		
Other Income	-	-
Interest on IT Refund	-	-
	-	-
23. COST OF RAW MATERIALS CONSUMED		
Traded Goods		
Opening Stock	43,151	39,529
Add: Purchases	1,82,583	1,46,773
Less: Closing Stock	(52,216)	(43,151)
Packing Charges	461	448
Freight	2,503	4,028
Cost of Materials sold	1,76,482	1,47,627
24. EMPLOYEE BENEFIT EXPENSES		
Salaries and allowances	1,04,854	84,908
Staff Welfare Expense	756	758
Contribution to Provident Fund and admin Charges	5,346	4,560
Employer contribution to ESI	258	273
leave Salary	-	1,963
Gratuity provision	1,940	2,056
	1,13,154	94,518
25. FINANCIAL COST		
Bank charges	164	40
Interest paid on Term Loan	-	-
Interest paid Others	10,130	7,696
	10,294	7,736
26. OTHER EXPENSES		
Payments to the Auditor as		
a) Auditor	300	26
b) Taxation Matters	-	-
c) For Certification Services	-	-
	-	-
Rent Expenses	444	444
Software/License Renewal	462	448
Repairs and Maintenance General	45	40
Insurance	1,258	277
Bad debts written off/write back	1,439	83
Electricity Charges	333	710
Professional charges	10,532	1,013
Rates & Taxes	4,318	3,719
Annual meeting expenses of marketing	1,196	998
Advertising	9,537	5,043
Commission	6,184	4,312
Travelling Conveyance, Boarding and Lodging	32,380	33,097
Printing and Stationery	2,747	1,123
Provision for Bad & Doubtful Debts	263,224	-
Postage, Courier and Telephone Charges	350	276
Communication	770	661
Other Selling Expenses	42,607	48,708
Testing & Analysis Charges	1,460	1,646
Loss of Sale/Scrap of Assets	-	-
Miscellaneous Expenses	76	162
Freight Outwards	4,685	2,248
Trade Mark registration	40	141
	1,21,425	1,05,175

ANTHEM BIO PHARMA PRIVATE LIMITED

CIN: U24232KA2009PTC051551

NOTES FORMING PART OF FINANCIAL STATEMENTS AS AT MARCH 31ST 2024

27. CONTINGENT LIABILITIES AND COMMITMENTS (to the extent not provided for)**Contingent Liabilities****Commitments****(i) Rent**

The company has entered into a cancellable operating lease agreement with Anthem Biosciences Private Limited in respect of its office premises which expires over a period upto March 2025. The lease is for a period of two years, which can be extended by mutual consent. The lease expenses for cancellable leases during the year ended 31 March 2024 was Rs. 4,44,000 (March 2022 Rs 4,44,000).

28. In the Opinion of the Management, Current assets, Loans and advances shall realise the values as shown in the balance sheet. If realised in the normal course of business

29. Balance of some of the debtors, creditors & loans and advances are subject to Confirmation/reconciliation

30. RELATED PARTY DISCLOSURES**Name of the related party and nature of relationship where control exists****Subsidiary Company**

Not applicable

Enterprises in which directors(s) has significant Influence

Anthem Bioscience Pvt Ltd

Key Management Personnel**Relationship**

Mr. Ajay Bharadwaj

Director

Mr. Malay Barua Jiban

Director

Transactions with related parties as per the books of account during the year ended

Name & Transaction	2,024	2,023
	Rs. In 000	Rs. In 000
Anthem Bioscience Pvt Ltd - Towards Rent	444	444
Anthem Bioscience Pvt Ltd - Electricity Charges	-	61
Anthem Bioscience Pvt Ltd - Interest	6,215	6,099
Anthem Bioscience Pvt Ltd - Purchases of Goods	-	-
Total Amount	6,659	6,604

Amount outstanding as at 31st March, 2023

Particulars	Current Year	Previous year
Associates		
List of the companies in which one of the director(s) has significant Influence		
Anthem Bioscience Pvt Ltd - Loans	74,045	71,951
Anthem Bioscience Pvt Ltd - Trade Creditors	31,079	31,079
Key Management Personnel		
Mr. Ajay Bharadwaj - Loans	47,250	47,250

ANTHEM BIO PHARMA PRIVATE LIMITED
CIN: U24232KA2009PTC051551
NOTES FORMING PART OF FINANCIAL STATEMENTS AS AT MARCH 31ST 2024

Loans & Advances to related Parties

a) Repayable on demand

Type of Borrower	Amount of loan or advance In the nature of loan outstanding	Percentage to the total Loans and Advances In the nature of loans
Promoters	-	-
Directors	-	-
Key Management Personnel	-	-
Related Parties	-	-

b) Without specifying any terms

Type of Borrower	Amount of loan or advance In the nature of loan outstanding	Percentage to the total Loans and Advances In the nature of loans
Promoters	-	-
Directors	-	-
Key Management Personnel	-	-
Related Parties	-	-

c) Others

Type of Borrower	Amount of loan or advance In the nature of loan outstanding	Percentage to the total Loans and Advances In the nature of loans
Promoters	-	-
Directors	-	-
Key Management Personnel	-	-
Related Parties	-	-

31. DISCLOSURE IN ACCORDANCE WITH AS 15 ON EMPLOYEE BENEFITS

a) Defined Contribution Plans

Particulars	Amount (In Rs. '000)
Contribution to Recognised Provident Fund	2,581
Contribution to Employee's State Insurance	258
TOTAL	2,839

b) Defined Benefit Plan-Gratuity

Particulars	Amount (In Rs. '000)
Present Value of Obligations at the Beginning	8,859
Current Service Cost	1,534
Interest Cost	657
Benefits paid	(200)
Actuarial (Gain)/Loss	(251)
Present Value of Obligations at the end of the year	10,599

ANTHEM BIO PHARMA PRIVATE LIMITED
CIN: U24232KA2009PTC051551
NOTES FORMING PART OF FINANCIAL STATEMENTS AS AT MARCH 31ST 2024

c) The components of net gratuity costs are reflected below	Amount (in Rs. '000)
Service Cost	1,534
Interest Cost	657
Net Actuarial Gain/(Loss) recognised in the year	(251)
Net gratuity costs	1,940

d) Following are the Principal Actuarial Assumptions used at the balance sheet date:

Particulars	Gratuity (In. %)
Discount Rate	7.50
Compensation Escalation Rate	8.00

32. Basic and Diluted Earnings Per Share (EPS), of face value Rs.10/- has been calculated as under:-

	2,024	2,023
	Rs.In 000	Rs.In 000
<u>Numerator</u>		
Net Profit/(Loss) for the year	(5,943)	(9,497)
<u>Denominator</u>		
Weighted average number of equity shares outstanding during the year	193	193
Earnings per Share	(30.79)	(49.21)

33. The details of Provisions as per AS 29 are given below:

Particulars	Opening Balance	Additions /Reversals	Closing Balance
Rent	0.00	-	-

34. ADDITIONAL INFORMATION

	2,024	2,023
	Rs.In 000	Rs.In 000
a) CIF Value of Imports made during the year	NIL	NIL
b) Earnings in foreign exchange	NIL	NIL
c) Expenditure in foreign currency	NIL	NIL

35. The company has accumulated loss and its net worth has been fully eroded. Further the company has incurred net loss of Rs.5940 (in 000) during the current period and the company's current liabilities exceeded its current assets. This indicates existence of material uncertainty which may cast significant doubt on companies' ability to continue as a going concern. However the management has adopted going concern basis of preparation on the basis that the holding company & Promoters will provide necessary financial support to enable it to realize its asset and discharge its liabilities as and when due.

36. Additional Regulatory Information

Financial Ratios:

As on 31 March 2023

	Numerator	Denominator	Current Period	Previous Period
Liquidity Ratio				
Current Ratio (times)	1,83,619	1,75,657	1.05	1.08
Solvency Ratio				
Debt-Equity Ratio (times)	1,83,541	(1,25,520)	(1.46)	(1.23)
Debt Service Coverage Ratio (times)				
Profitability ratio				
Net Profit Ratio (%)	(5,943)	4,30,873	-1.38%	-2.69%
Return on Equity Ratio (%)	(5,943)	(1,25,520)	-4.73%	-7.97%
Return on Capital employed (%)	19,177	58,021	33.05%	20.26%
Return on Investment (%)				
Utilization Ratio				
Trade Receivables turnover ratio (times)	4,30,873	1,00,985	4.27	0.01
Inventory turnover ratio (times)	1,76,482	47,684	3.70	0.00
Trade payables turnover ratio (times)	1,82,583	72,546	2.52	0.00
Net capital turnover ratio (times)	4,30,873	9,393	45.87	19.96

Note Negative Ratios has not been Included in the above table

ANTHEM BIO PHARMA PRIVATE LIMITED

CIN: U24232KA2009PTC051551

NOTES FORMING PART OF FINANCIAL STATEMENTS AS AT MARCH 31ST 2024

Notes:

- a) The Company has NOT declared / proposed the dividend during the year either for the Equity shareholder or Preference shareholders and there are NO arrears of fixed cumulative dividend on preference shares as on balance sheet.
- b) The Company has NOT raised any money during the year by the way of Issue of Securities - Hence the disclosure relating to utilisation of proceeds from Issue of securities has NOT been made.
- c) There are NO Immovable Property (Other than properties where the company is the lessee and the lease agreements are duly executed in favour of the lessee) whose title deeds are NOT held in name of Company.
- d) The Company has NOT revalued the property , Plant & Equipment during the year .
- e) The Company has NOT granted / provided loans & advances which are in the nature of loans granted to promoters , directors , KMPs and the related parties (as defined under Companies Act 2013) either severally or jointly with any other person, that are either repayable on demand or without specifying any terms or period of repayment.
- f) There are NO Capital-work-in-progress during the year or as at end of year - hence the disclosure for the same is NOT applicable to the company.
- g) There are NO Intangible Assets under development during the year or as at end of year - hence the disclosure for the same is NOT applicable to the company.
- h) There are NO proceedings initiated or pending against the company for holding Benami Property under the benami transactions (Prohibition) Act, 1988 (45 of 1988) and the rules made thereunder - Hence the disclosure for the same is NOT applicable for the Company.
- i) There are no transactions with struck off companies under section 248 or 560 (If yes, the following details to be given)
- j) No charges or satisfaction is yet to be registered with Registrar of Companies beyond the statutory period.
- k) The Company has complied with the number of layers prescribed u/s 2(87) read with the applicable Rules
- l) There is no Scheme of Arrangements that has been approved in terms of sections 230 to 237
- m) The company has not advanced/loaned/invested or received funds (either borrowed funds or share premium or any other sources or kind of funds) to any other person(s) or entity(ies), including foreign entities (Intermediaries) with the understanding (whether recorded in writing or otherwise) that the Intermediary shall directly or indirectly lend or invest in other persons or entities identified in any manner whatsoever by or on behalf of the company (Ultimate Beneficiaries) or provide any guarantee, security or the like to or on behalf of the the Ultimate Beneficiaries.
- n) There are no transactions that are not recorded in the books of account to be surrendered or disclosed as income during assessments under the Income Tax Act, 1961.
- o) The company is not covered under section 135 of the companies Act 2013
- p) The Company has not traded or invested in Crypto currency or Virtual Currency during the financial year

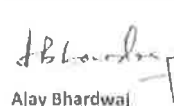
36. Previous year figures have been regrouped /reclassified wherever necessary to suit the current year's layout.

as per our report of even date attached

For S.R.Ramesh & Co
Chartered Accountants


S.R.Ramesh
Proprietor
Firm Registration No.0126035
MM:206309
UDIN: 24206309BKQKC3483

For Anthem Bio Pharma Private Limited


Ajay Bhardwaj
Director
DIN:00333704


Malay Jiban Barua
Director
DIN: 02324987

Place: Bengaluru
Date: September 05, 2024

Place: Bengaluru
Date: September 05, 2024

Place: Bengaluru
Date: September 05, 2024

ANTHEM BIO PHARMA PRIVATE LIMITED
CIN: U24232KA2009PTC051551
NOTES FORMING PART OF FINANCIAL STATEMENTS AS AT MARCH 31ST 2024

09. TRADE PAYABLE

Creditors:

For Purchase

Micro, Small & Medium Enterprises

Others

For Capital goods

For Expenses

2024
Rs. In 000

2023
Rs. In 000

70,525

74,566

70,525

74,566

Trade Payable ageing schedule:

As on 31 March 2024:

Particulars					Total
	Less than 1 Year	1-2 years	2-3 years	More than 3 years	
(i) MSME	-	-	-	-	-
(ii) Others	3,89,51,254	3,35,630	1,58,194	3,10,80,111	7,05,25,189
(iii) Disputed dues - MSME	-	-	-	-	-
(iv) Disputed dues - Others	-	-	-	-	-
Total	3,89,51,254	3,35,630	1,58,194	3,10,80,111	7,05,25,189

As on 31 March 2023:

Particulars					Total
	Less than 1 Year	1-2 years	2-3 years	More than 3 years	
(i) MSME	-	-	-	-	-
(ii) Others	42,566.00	2,129.00	36.00	-12,12,488.00	-11,67,757.00
(iii) Disputed dues - MSME	-	-	-	-	-
(iv) Disputed dues - Others	-	-	-	-	-
Total	42,566.00	2,129.00	36.00	-12,12,488.00	-11,67,757.00

Disclosure U/s 22 of Micro, Small and Medium Enterprises Development Act, 2006 (MSMED Act)

Particulars	Rs. In 000	Rs. In 000
	0	0
(a) the principal amount and the interest due thereon (to be shown separately) remaining unpaid to any supplier as at the end of accounting year;	-	-
(b) the amount of interest paid by the buyer under MSMED Act, 2006 along with the amounts of the payment made to the supplier beyond the appointed day during each accounting year;	-	-
(c) the amount of interest due and payable for the period (where the principal has been paid but interest under the MSMED Act, 2006 not paid);	-	-
(d) The amount of interest accrued and remaining unpaid at the end of accounting year; and	-	-
(e) The amount of further interest due and payable even in the succeeding year, until such date when the interest dues as above are actually paid to the small enterprise, for the purpose of disallowance as a deductible expenditure under section 23 of MSMED Act 2006.	-	-
Total	-	-

8.1. The management has initiated the process of identifying enterprises which have provided goods and services to the company and which qualify under the definition of micro and small enterprises, as defined under Micro, Small and Medium Enterprises Development Act, 2006. The company has not received any intimation from its vendors regarding their status under Micro, Small and Medium Enterprises Development Act, 2006. Further in the view of the management, the impact of interest, if any, that may be payable in accordance with the provisions of the Act is not expected to be material.

ANTHEM BIO PHARMA PRIVATE LIMITED
CIN: U24232KA2009PTC051551

Schedule - 12
PROPERTY, PLANT & EQUIPMENT

Sl. No.	PARTICULARS	GROSS BLOCK				DEPRECIATION BLOCK				NET BLOCK
		As at 01-Apr-23	Additions during the Year	Deletion during the year	As at 31-Mar-24	As at 01-Apr-23	For the year In 23-24	Deletions In 23-24	As at 31-Mar-24	WDV as on 31-Mar-24
		Rs.	Rs.	Rs.	Rs.	Rs.	Rs.	Rs.	Rs.	Rs.
1	Computers and Peripherals	2,667	26	-	2,693	2,042	208	-	2,250	443
2	Furniture and Fitting	305	-	-	305	191	21	-	212	93
3	Plant & Machinery	3,422	-	-	3,422	2,353	205	-	2,558	864
	Total	6,394	26	-	6,420	4,586	434	-	5,020	1,401
	Previous year	5,937	457	-	6,394	4,157	429	-	4,586	1,809

Schedule - 13
INTANGIBLE ASSETS

Sl. No.	PARTICULARS	GROSS BLOCK				DEPRECIATION BLOCK				NET BLOCK
		As at 01-Apr-23	Additions during the Year	Deletion during the year	As at 31-Mar-24	As at 01-Apr-23	For the year In 23-24	Deletions In 23-24	As at 31-Mar-24	WDV as on 31-Mar-24
		Rs.	Rs.	Rs.	Rs.	Rs.	Rs.	Rs.	Rs.	Rs.
6	Intangible assets Others	427	130	-	557	312	37	-	349	208
	Total	427	130	-	557	312	37	-	349	208
	Previous Year	427	-	-	427	300	12	-	312	115

For S.R.Ramesh & Co
Chartered Accountants

S.R.Ramesh
S.R.Ramesh
Proprietor
Firm Registration No.0126035
MM:206309
UDIN: 24206309BKCQKC3483

Place: Bengaluru
Date: September 05, 2024

For Anthem Bio Pharma Private Limited

Ajay Bhardwaj
Ajay Bhardwaj
Director
DIN:00333704

Place: Bengaluru
Date: September 05, 2024

Malay Jiban Barua
Malay Jiban Barua
Director
DIN: 02324987

Place: Bengaluru
Date: September 05, 2024

	2024	2023
	Rs.In 000	Rs.In 000
17. TRADE RECEIVABLES (unsecured, considered good)		
Outstanding for a period exceeding six months	1,15,069	89,689
other debts	(1,394)	(1,394)
Less: Provision for Doubtful Debts		
	<u>1,13,675</u>	<u>88,295</u>

Trade Receivable ageing schedule:

As on 31 March 2024:

Particulars	Less than 6 months	6 months - 1 year	1-2 years	2-3 years	More than 3 years	Total
(i) Undisputed Trade Receivables - Considered good						
(ii) Undisputed Trade Receivables - which have significant increase in credit risk						
(iii) Undisputed Trade Receivables - Credit Impaired						
(iv) Disputed Trade Receivables - Considered Good						
(v) Disputed Trade Receivables - which have significant increase in credit risk						
(vi) Disputed Trade Receivables - Credit Impaired						
Total						

As on 31 March 2023:

Particulars	less than 6 months	6 months - 1 year	1-2 years	2-3 years	More than 3 years	Total
(i) Undisputed Trade Receivables - Considered good						
(ii) Undisputed Trade Receivables - which have significant increase in credit risk						
(iii) Undisputed Trade Receivables - Credit Impaired						
(iv) Disputed Trade Receivables - Considered Good						
(v) Disputed Trade Receivables - which have significant increase in credit risk						
(vi) Disputed Trade Receivables - Credit Impaired						
Total						

The Receivable in respect of cosignment agent is maintained on FIFO basis and the company has stated that it is not possible to extract the details. Debtors ageing given above is of only Karnataka